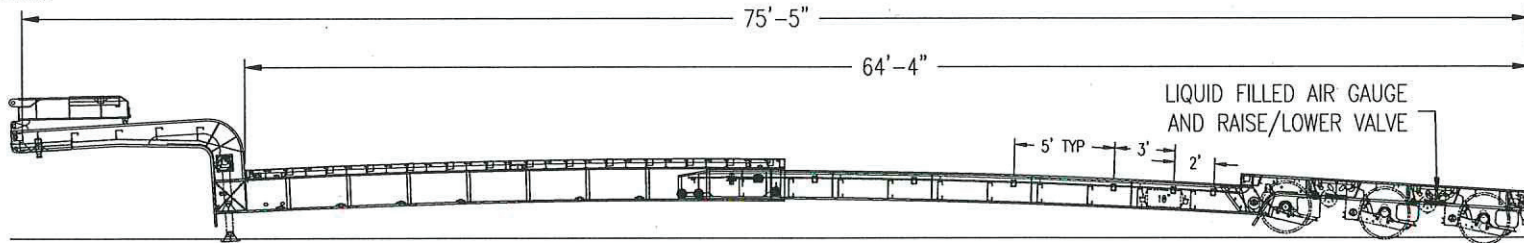
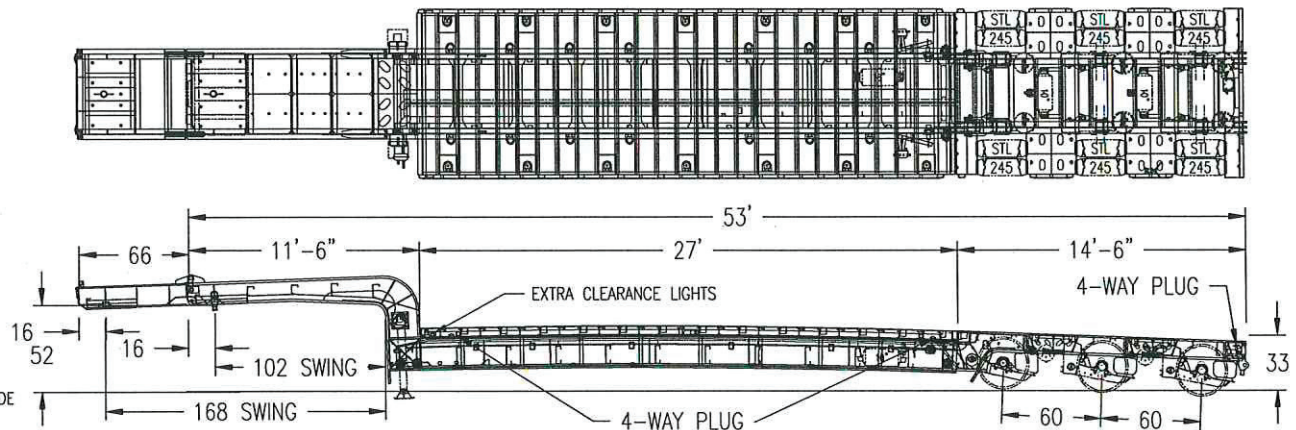
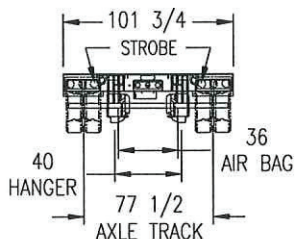


TRAILER OPTIONS:

- NARROW NECK
- REMOVABLE KING PIN
- 2 SPEED LANDING GEAR/ HANDLE ON ROAD SIDE
- FRAME REINFORCEMENT FOR A 66" FLIP NECK
- 66" FLIP NECK
- 33" LOADED DECK HEIGHT
- 1-1/8" FLUSH APITONG DECKING ON MAIN DECK
- 4" JR-IBEAMS ON 12" CENTERS
- STAKE POCKETS ON 24" CENTERS
- 5/16 X 2" RUB RAIL W/ SINGLE PIPE SPOOLS
- 7 PAIR PAN STYLE D-RINGS ON MAIN DECK EVENLY SPACED
- 7 PAIR FLAT D-RINGS AT BOTTOM OF KNEE BRACES
- 1 PAIR SPRING BRAKES
- MICHELIN 245/70R/17.5 TIRES
- ALUMINUM POLISHED WHEELS OUTSIDE
- STEEL WHEELS INSIDE
- 3 TAIL LIGHT ALUMINUM PKAG (LED LIGHTING)
- 4" AMBER STROBE W/ SWITCH AS THIRD LIGHT
- MANUAL RIDE HEIGHT CONTROL
- PAINT: BLACK
- RAISE AND LOWERING VALVE AND AIR GAUGE MOUNTED IN BOLSTER ROAD SIDE
- FRAME REINFORCEMENT FOR TWO AXLE POWER BOOSTER
- AIR/ELEC/BRKTS FOR TWO AXLE BOOSTER
- 1 PAIR EXTRA CLEARANCE LIGHTS AT START OF MAIN DECK
- PSI TIRE INFLATION SYSTEM
- LIMIT CHAINS ON ALL AXLES
- 3 P.R. 4-WAY PLUGS (CORNERS OF MAIN DECK AND REAR BOLSTER BOTH SIDES)
- DUST SHIELDS
- 1 PR BENT D-RINGS IN TAIL CHANNEL



PLUG WELD TOP HOLE IN XA6249 MANUAL RIDE HEIGHT BRACKET



NOTE: ALL DIMENSIONS SHOWN ARE IN THE UNLOADED CONDITION. DIMENSIONS WILL CHANGE SLIGHTLY DURING MANUFACTURING.

LOAD RATING ON TRAILER
120,000 LBS DISTRIBUTED
100,000 LBS IN 10' CONCENTRATED IN CENTER OF DECK
WHEN THE TRAILER IS IN THE CLOSED POSITION

APPROVAL DRAWING
PLEASE CHECK CAREFULLY AND MARK ALL CHANGES REQUIRED. A COPY OF THIS PRINT MUST BE SIGNED AND RETURNED TO XL SPECIALIZED TRAILERS BEFORE THIS TRAILER CAN BE DISCHARGED. ALL TERMS AND CONDITIONS FOR OFFER OF SALE APPLY.
CUSTOMER: HALE T V I
BY: [Signature] 10/18/19
DATE: 10/18/19

101 DEC 12050E WHITE 2012	X08450
19 1 MUCKAP UP AL BLACK	XA7846
61 MANUAL DECK REEZE	XA6249
7 3 TAIL LIGHT ALUM PKG.	XA6234
6 1 LIMIT CHAINS	XA8603
51 WHEEL ASSEA ASSY	X06143
4 1 MALE DECK ASSY	X04366
3 1 FEMALE DECK ASSY	X04365
2 1 UPPER DECK ASSY	X04359
1 1 FLIP NECK ASSY	X04461

XL SPECIALIZED TRAILERS
1086 South 3rd St. Manchester, IA 52057

Tolerances:
Hole and Pin: ± 0.010
Ang. Tol: $\pm 1'$
Dim. Tol: $\pm 1/16$

THIS DRAWING IS THE PROPERTY OF XL SPECIALIZED TRAILERS. TRADE CLAIMS PROPRIETARY RIGHTS IN THE MATERIALS PROVIDED. IT IS ISSUED IN COMPLIANCE WITH DIMENSIONAL INFORMATION ONLY AND MAY NOT BE COPIED OR USED FOR MANUFACTURING OF ANYTHING OTHER THAN SPECIFIC PARTS FOR REPAIR OF XL SPECIALIZED TRAILERS.

XL 120 SDE			
INITIALS	DWG. NO.	JOB NUM.	REV.
ARB	Y51272	19924,27,30,33	-
SIZE	SCALE	NTS	SHEET 1 OF 1
D			
DATE	10/18/19		
SUSPENSION	HENDRICKSON	TIRES	245/70R/17.5